




Flex Databases




eClinical platform for CROs, biotech,
pharma, and academic research



CTMS

-  CRA Activity Management
-  Investigators & Sites Management
-  Subject Tracking & Invoicing



DOCUMENTS

-  Trial Master File
-  Document Management System
-  Investigator Site File



EDC

-  Electronic Data Capture
-  Risk-Based Monitoring
-  Randomization and Trial Supply Management
-  Electronic Patient-Reported Outcome


PROJECT & FINANCE MANAGEMENT

-  Project Management & Budgeting
-  Time Sheets & Utilization

QUALITY & COMPLIANCE

-  Learning Management System
-  Quality Management System

SAFETY

-  Pharmacovigilance

About Flex Databases

We develop a comprehensive clinical trial management solution since 2011.

- 15+ years on the market
- 4 offices in the US, Europe, and Asia
- All-in-one platform from study planning to safety database

What sets us apart

Easy implementation
Full compliance
Complete data safety
Flexible solution

System implementation in 3 to 10 weeks.

A robust backup & disaster recovery and data protection strategy, including distributed data storages around the world.

All major international and local regulations covered, including FDA 21 CFR Part 11, GDPR, etc.

Reports, workflows, trackers are under user configuration. Web-based solution, no installation required.

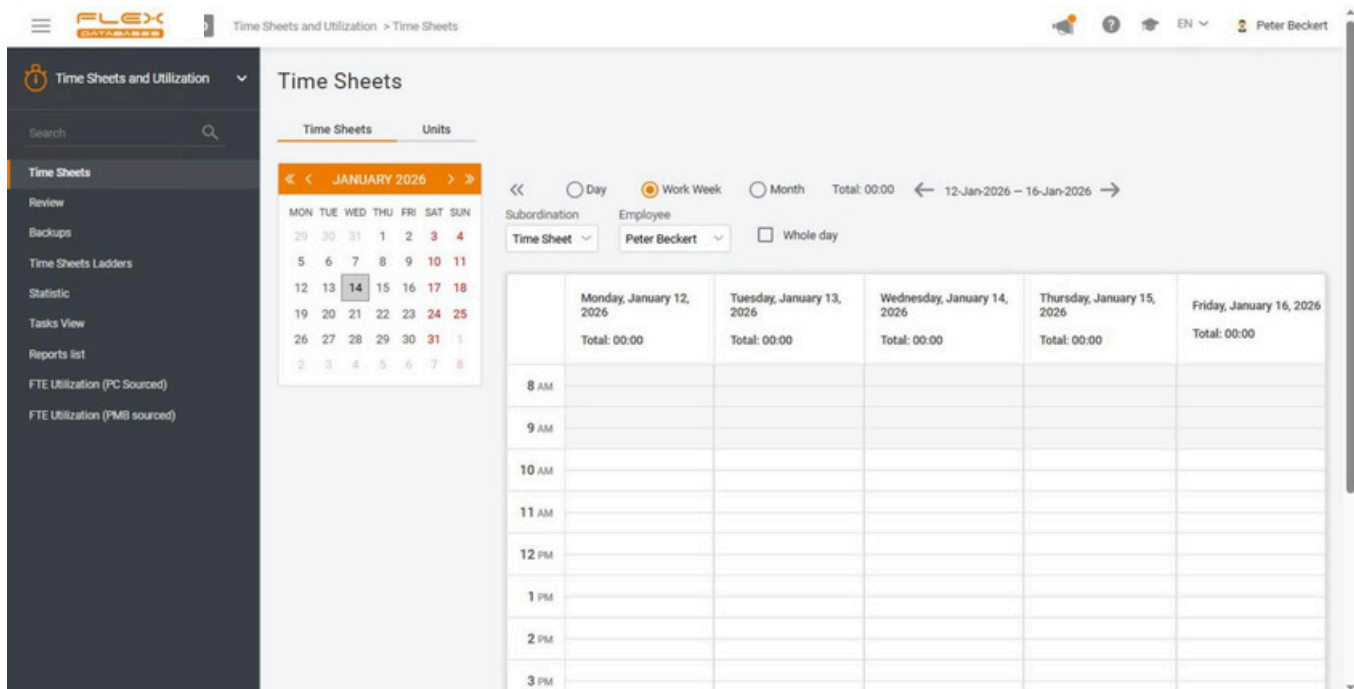
Some of our clients

Leading CROs, biotech, pharma, and academic research



Time Sheets & Utilization

Module Overview



Understand where time really goes – and use your people wisely

Flex Time Sheets & Utilization turns day-to-day work across projects, services and internal activities into clear FTE and utilization metrics, so you can plan capacity, improve efficiency and support data-driven decisions.

Why Flex?

- One picture of how resources are used – see how time is split between projects, clients, services, countries and non-project activities
- Trustworthy FTE and utilization numbers – planned vs actual FTE, in- and out-of-scope work, overtime and underutilization in one place
- Timesheets that are not a burden – simple calendar and table views, copy from last week, last used tasks – so the team actually completes timesheets on time
- Better hiring and capacity decisions – use real data to decide when you need new people, and where extra-capacity is hidden in the organization

Time Sheets & Utilization

Module Overview

Time Sheets and Utilization > FTE Utilization

FTE Utilization (PC Sourced)

Subordination: Line | Hours | FTE | Columns: Project, Department, Position | Real

Layout: Export

Drop Filter Fields Here

Name	Project	January		February		March		April		May		June		July		A
		Plan	Real	Plan	Real	Plan	Real	Plan	Real	Plan	Real	Plan	Real			
▼ Anastasia Williams	Flexalab	105.60	0.00	96.00	0.00	105.60	0.00	105.60	0.00	100.80	0.00	105.60	0.00	110.40	0.00	100.8
▼ Peter Beckett	Flexalab	171.00	0.00	156.00	0.00	172.00	0.00	172.00	0.00	163.00	0.00	172.00	0.00	179.00	0.00	164.0
	Flexomycin	51.30	0.00	46.80	0.00	51.60	0.00	51.60	0.00							
Peter Beckett Total		222.30	0.00	202.80	0.00	223.60	0.00	223.60	0.00	163.00	0.00	172.00	0.00	179.00	0.00	164.0
Grand Total		327.90	0.00	298.80	0.00	329.20	0.00	329.20	0.00	263.80	0.00	277.60	0.00	289.40	0.00	264.8

Page 1 of 1 (4 items) < 1 >

Easy Time Capture for Project & Non-Project Work

- Fast data entry
- Time sheets cover both project and non-project activities (internal meetings, training, admin, BD, etc.)
- Adjustable list of project and non-project tasks so the structure matches your budgets and SOPs
- Country-specific holidays and working week settings to keep capacity and utilization realistic in each location

Review, Approval & Control

- Easy monitoring and approval of employee time by line managers and project managers according to your organizational structure
- Ability to distinguish in-scope vs out-of-scope activities to support change orders and profitability analysis

FTE, Utilization & Planning

- Planned vs actual FTE tracking – see how many full-time equivalents were planned vs actually used per project, role, country or department
- Utilization metrics per person, role and team: billable vs non-billable time, in-scope vs out-of-scope, internal vs external work
- Reporting on activities and services that take the most time to support pricing, resourcing and process improvement decisions

Reporting & Analytics

- Built-in ad-hoc reporting tool – analysis from company level down to a single team or person
- Export of time and utilization data for further analysis in BI tools or for sharing with leadership and finance